



**morris**  
**polythene**  
**greenhouses**  
limited



## Introduction

The name of Morris has been synonymous with Polythene Tunnels and Greenhouses since the mid 1970s. This Tyrone based, family run company offers a countrywide service within the whole of Ireland, manufacturing and selling high quality products.

Morris Polythene Greenhouses Ltd has a wide customer base. These include hobby gardeners, allotment holders, horticultural and agricultural enthusiasts, garden centres and specialists, schools, government bodies, rehabilitation centres – to name but a few!

Morris Polythene Greenhouses Ltd has recognised the need to provide customers with the tools of their trade – the right size polytunnel – at the right price!





## Contents

Morris Polythene Greenhouses Ltd .....	4
Specifications - Standard - 10ft (3m) & 14ft (4.2m) wide Tunnels .....	5
Standard - 16ft (4.8m) & 21ft (6.4m) wide Tunnels.....	6
Straight Sided/Vertical - 18ft (5.4m) & 24ft (7.2m) wide Tunnels.....	7
Technical Guide .....	8
Polytunnel Covers - size guide .....	10
Polytunnel accessories .....	11
Elite Greenhouses .....	13
Greenhouse Accessories.....	14

## MORRIS POLYTHENE GREENHOUSES LTD

Polythene tunnels were originally used in the horticultural industry – mainly in the commercial growing sector. In addition to the original fruit, vegetable and plant uses, developments within the industry have increased applications in other areas, such as:

- Agriculture
  - Sheep and poultry houses
  - Calf rearing
  - Worm and maggot farms
  - Fish farm structures
- Construction
  - Concrete covers
  - Work shelters
- Miscellaneous
  - Pool and track covers
  - Garden/Building
  - Machinery/Storage

Polythene tunnels provide an enhanced growing environment for fruit, vegetables and plants as well as extending the growing season. They also offer protection from the weather, insects and birds.

Morris Polythene Greenhouses Ltd supply polytunnels of the highest quality. They come in a kit form that is easy to assemble. A set of instructions, which show the customer how to erect the polytunnel, are provided and we are also happy to offer advice as and when required.



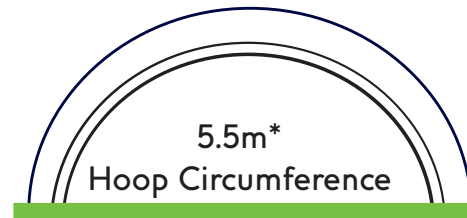
## SPECIFICATIONS - STANDARD

The 10ft (3m)\* wide and the 14ft (4.3m)\* wide tunnels are ideal for personal/domestic/allotment use by the garden enthusiast. Lengths are available to customer requirements.



### 10ft (3m)\* wide Tunnels

Galvanised steel framework	OD (Outside Diameter) 26.9mm
Foundation Tubes	075m long, OD 48mm Swaged
Kee Clamp Fittings	26.9mm Diameter Clamps
Covers:	UVI Clear Polythene, 4/5 Season, 200 micron
2 No. Door frames	4" x 2" wood treated
Hoop spacing	5' (1.5m)* apart
End stabilisers at each corner	No stabilisers required



10ft (3m)\* Tunnels

### 14ft (4.3m)\* wide Tunnels

Galvanised steel framework	OD (Outside Diameter) 26.9mm
Foundation Tubes	075m long, OD 48mm Swaged
Kee Clamp Fittings	26.9mm Diameter Clamps
Covers:	UVI Clear Polythene, 4/5 Season, 200 micron
2 No. Door frames	4" x 2" wood treated
Hoop spacing	6' (1.8m)* apart
End stabilisers at each corner	Kee Hole Clamps used for stabilisers



14ft (4.3m)\* Tunnels

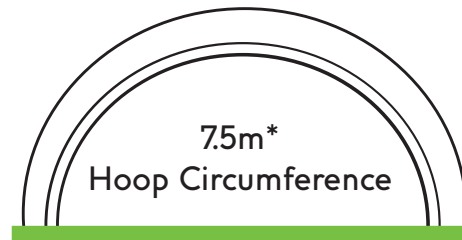
\*All measurements are approximate

# SPECIFICATIONS - STANDARD

The 16ft (4.88m)\* wide tunnel is also suitable for domestic use. In addition to domestic use, the 21ft (6.4m)\* wide tunnels are geared for commercial use because ventilation improves dramatically with tunnel width brought about by the greater height and volume of air. Lengths are available to customer requirements.

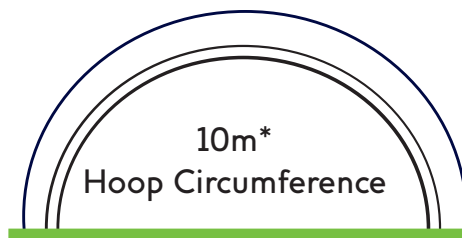


16ft (4.88m)* wide Tunnels	
Galvanised steel framework	OD (Outside Diameter) 26.9mm
Foundation Tubes	075m long, OD 48mm Swaged
Kee Clamp Fittings	26.9mm Diameter Clamps
Covers:	UVI Clear Polythene, 4/5 Season, 200 micron
2 No. Door frames	4" x 2" wood treated
Hoop spacing	6' (1.8m)* apart
End stabilisers at each corner	Kee Hole Clamps used for stabilisers



16ft (4.88m)\* Tunnels

21ft (6.4m)* wide Tunnels	
Galvanised steel framework	OD (Outside Diameter) 48.3mm
Foundation Tubes	075m long, OD 48.3mm Swaged
Kee Clamp Fittings	48.3mm Diameter Clamps
Covers:	UVI Clear Polythene, 4/5 Season, 200 micron
2 No. Door frames	4" x 3" wood treated
Hoop spacing	8' (2.4m)* apart
End stabilisers at each corner and roof	Kee Hole Clamps used for stabilisers



21ft (6.4m)\* Tunnels

\*All measurements are approximate

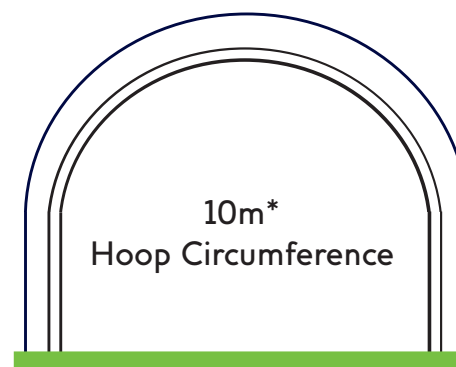
## SPECIFICATION - STRAIGHT SIDED/VERTICAL

This style and size of tunnel, the 18ft (5.4m)\* wide, provides greater flexibility for path layouts and cropping while the straight sides ensure maximum space utilisation. The 24ft (7.2m)\* wide tunnel is ideal for housing livestock. Lengths are available to customer requirements.



### 18ft (5.4m)\* wide Tunnels


Galvanised steel framework	OD (Outside Diameter) 48.3mm
Foundation Tubes	075m long, OD 48.3mm Swaged
Kee Clamp Fittings	48.3mm Diameter Clamps
Covers:	UVI Clear Polythene, 4/5 Season, 200 micron
2 No. Door frames	4" x 3" wood treated
Hoop spacing	8' (2.4m)* apart
End stabilisers at each corner & roof stabilisers at each end	Kee Hole Clamps used for stabilisers



18ft (5.4m)\* Tunnels

### 24ft (7.2m)\* wide Tunnels

Galvanised steel framework	OD (Outside Diameter) 48.3mm
Foundation Tubes	075m long, OD 48.3mm Swaged
Kee Clamp Fittings	48.3mm Diameter Clamps
Covers:	UVI Clear Polythene, 4/5 Season, 200 micron
2 No. Door frames	4" x 3" wood treated
Hoop spacing	8' (2.4m)* apart
End stabilisers at each corner and Roof Stabilisers at each end	Kee Hole Clamps used for stabilisers




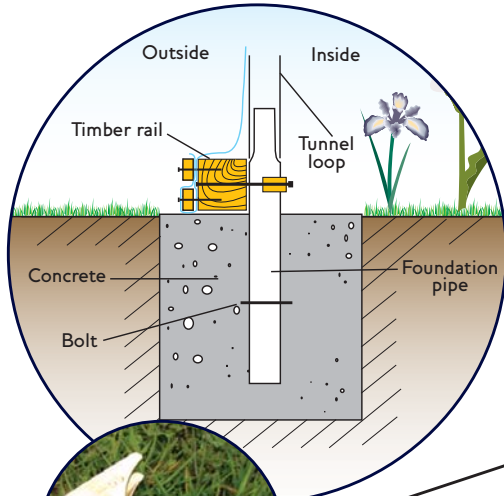
24ft (7.2m)\* Tunnels

\*All measurements are approximate

# TECHNICAL GUIDE

Ways of securing the polytunnel to the ground. Choose either option 1 or 2.

## Option 1 - To Rails




Pressing



Polythene



Two Way Kee Clamp



Crop Bar



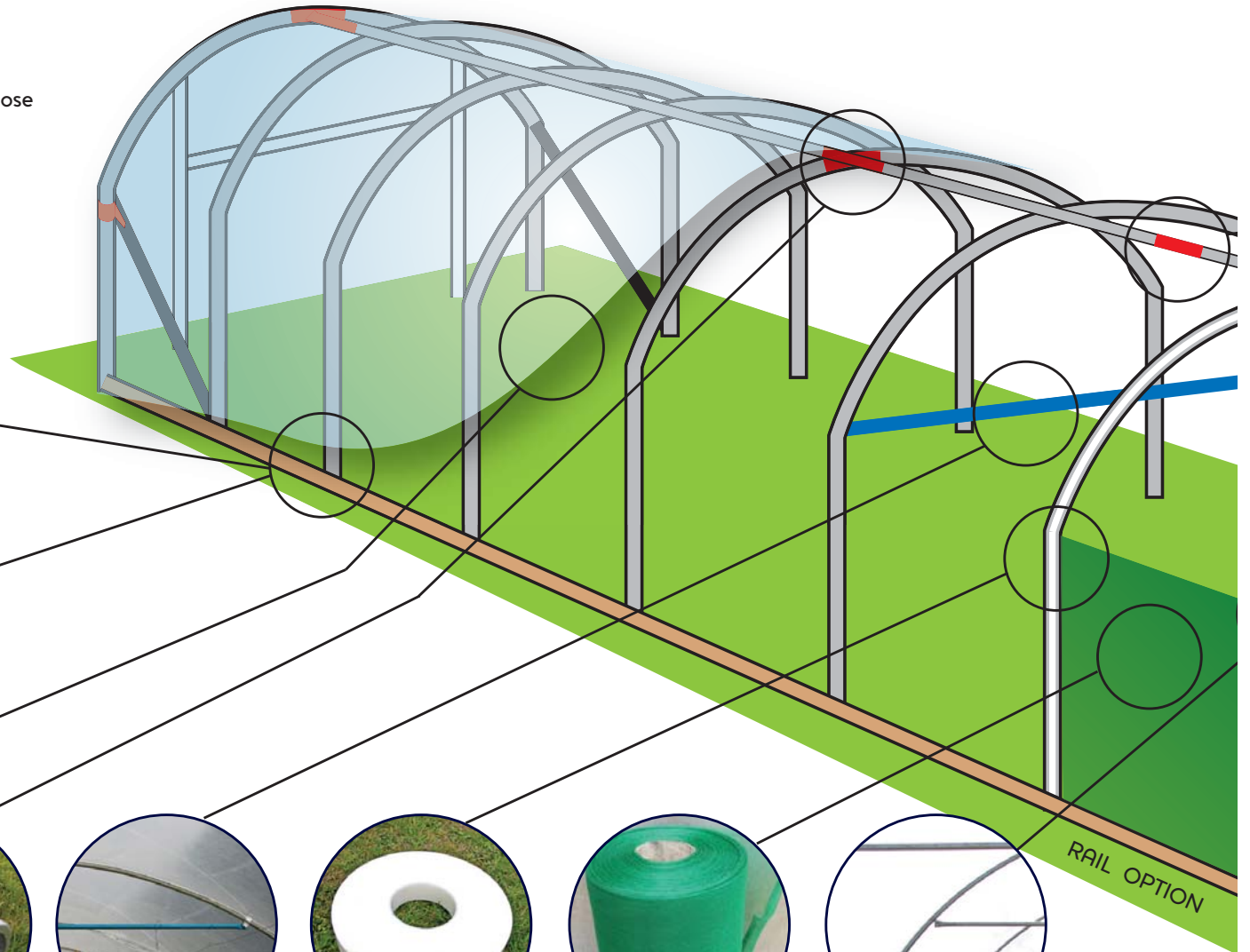
Anti Hot Spot Tape



Netting for livestock housing



Half Hoop





Straight Kee Clamp



Ridge bar



Stabiliser



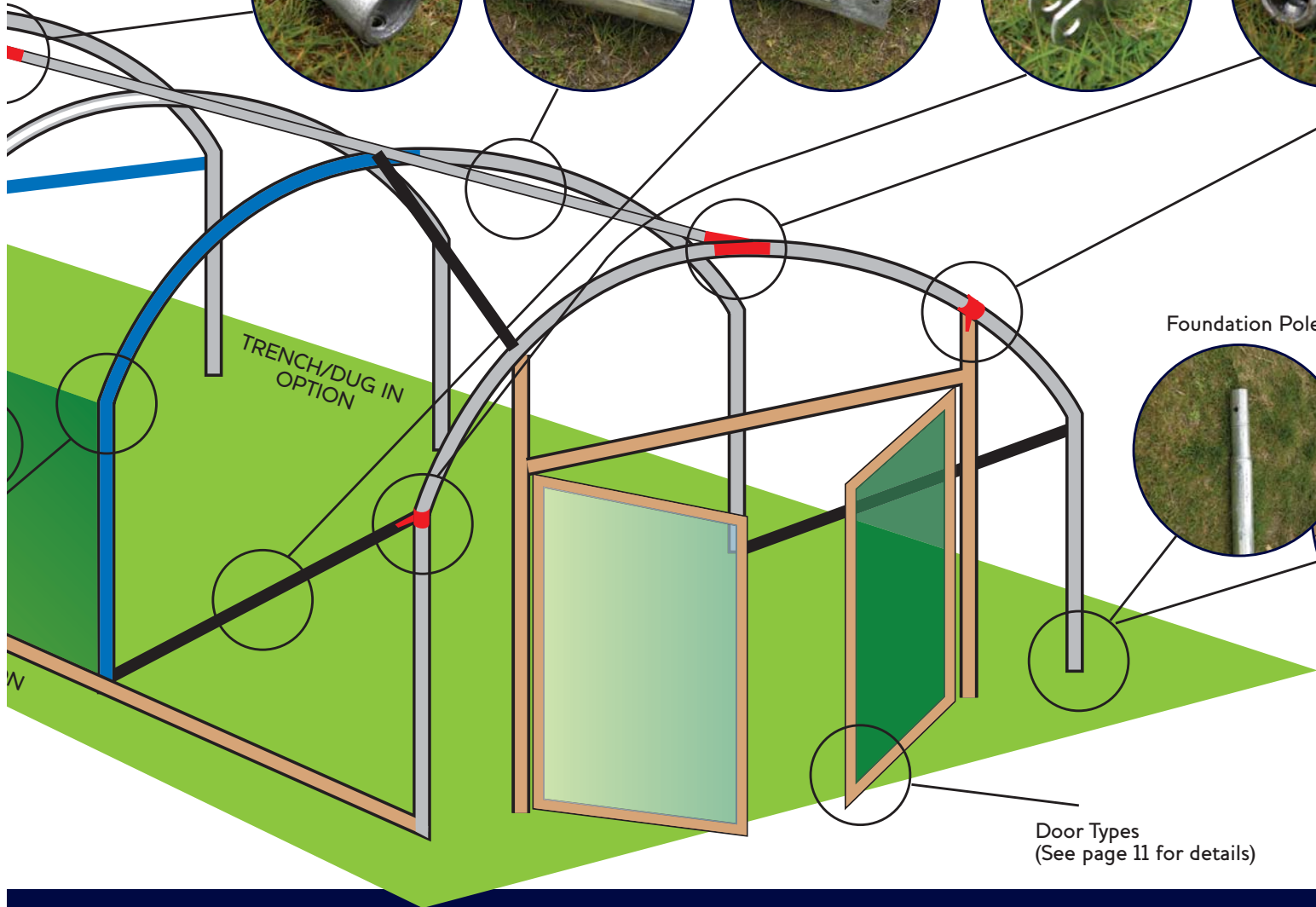
Q Clamp



T Kee Clamp

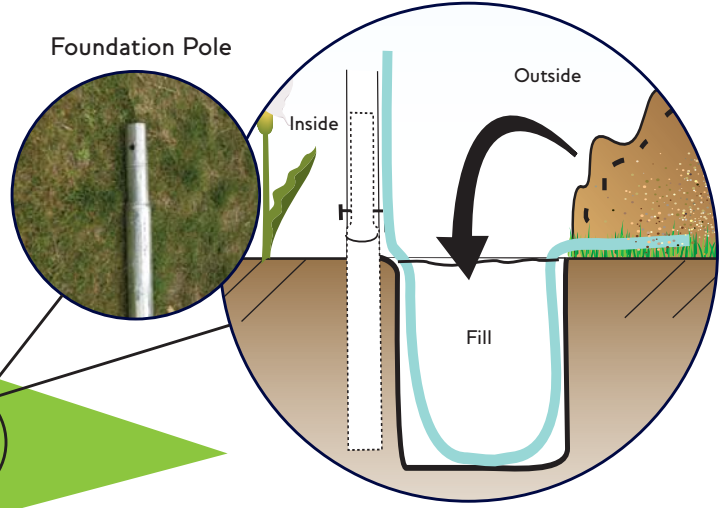


P Clip



TRENCH/DUG IN  
OPTION

Option 2 - Trench/Dug in



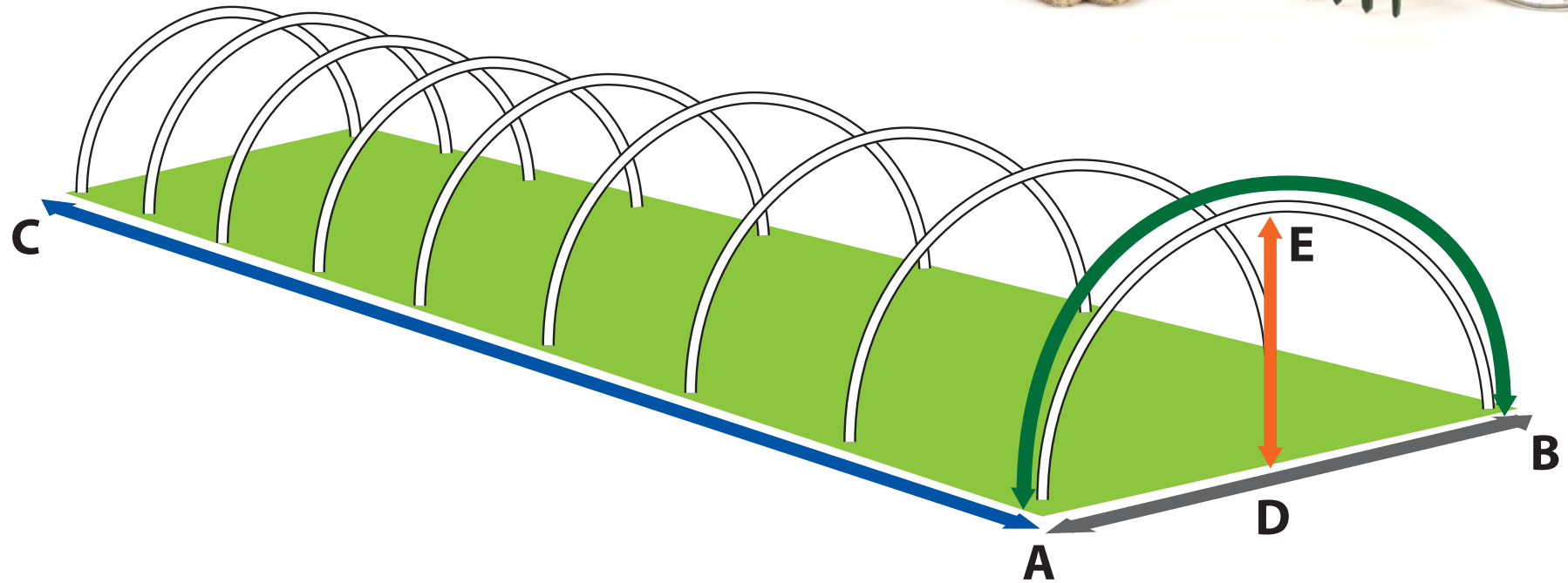
Foundation Pole

Door Types  
(See page 11 for details)

# COVERS

Follow the simple guide below to determine the size of cover required.

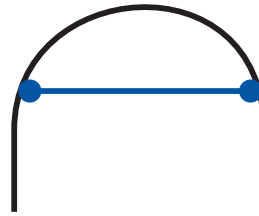
- Circumference** - Measure from ground rail **A** to ground rail **B** over top of hoop.
- Length** - Measure from side rail **C** to side rail **A**
- Width at ground** - Measure from **A** to **B** along ground
- Height** - D to E vertically



# POLYTUNNEL ACCESSORIES

## Crop Bars

26mm Crop Bars -  
to fit 14ft (4.3m) and 16ft (4.88m) wide tunnels.

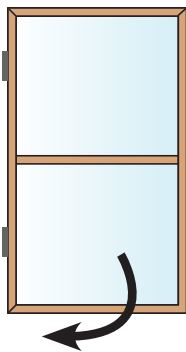


34mm Crop Bars -  
to fit 18ft (5.4m); 21ft (6.4m) and 24ft (7m) wide tunnels.  
Crop bars are recommended for hanging baskets and crop support.

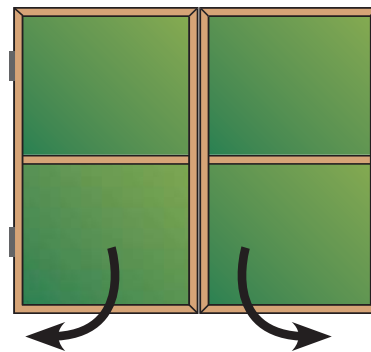


## Door Types

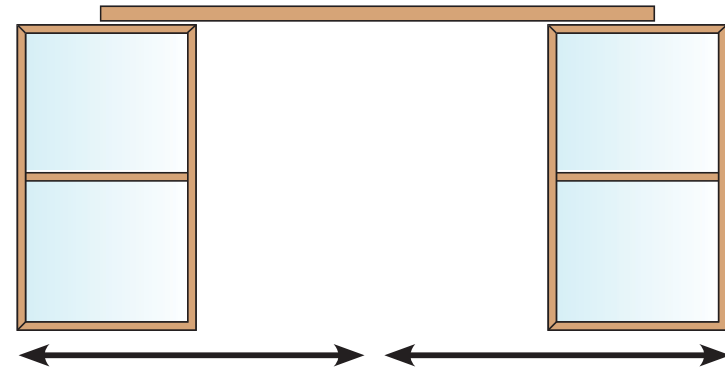
Small Tunnel Door



Large Tunnel Hinged Double Door

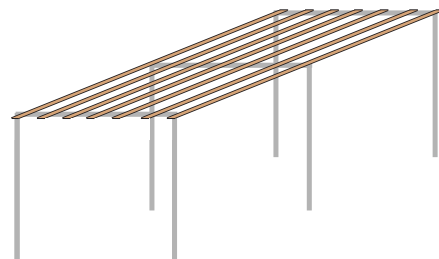


Large Tunnel Sliding Double Doors



All Doors Are Available With Either Polythene Or Net Finish

## Polytunnel Staging



Polytunnel staging is ideal for potting plants and increasing the amount of plants which can be grown by giving a raised growing area. These can be easily attached to the hoops of the tunnel. Sizes are available to customer requirements.



## ACCESSORIES



We are stockists of bio green garden accessories.  
Here is a selection of the accessories



Bio Green  
Soil Warming  
Cables



Spraygun



Grand Top  
Propagator



BioGreen  
Montana 2kw  
Heater



Bio Green Heat-  
mats Inclusive of  
Thermostat



Weeping Hose



Bio Green AWS25  
Trickleomatic Automatic  
Watering System

# ELITE GREENHOUSES

## Choosing Your Elite Product

The initial selection process relates to size, Elite advise you to purchase the largest building you can accommodate.

### WIDTH

Free standing Greenhouse Width = Door end gable

4'3"	5'3"	6'3"	6'3"	6'3"	8'5"	8'5"	10'6"	12'6"
Compact	Streamline	Craftsman	High Eave	GX	Belmont	GX	Supreme	Classique

Lean-To Width = Depth from the wall

2'3"	4'4"	4'4"	6'4"	8'4"
Essygrow	Windsor	Kensington	Kensington	Kensington

### LENGTH

Elite buildings are modular, each increasing in increments of 2', therefore the length is unlimited allowing you to tailor each greenhouse to your own requirements.

### BASE

Unless otherwise stated, all buildings must have a base of some description, whether it be timber, aluminium or brick, to allow the door(s) to slide in the over hanging bottom track.



### GLAZING

Elite offer 3 styles of glazing material on every model

- Horticultural Glass
- Toughened Glass
- Polycarbonate

### POWDER COATING

All aluminium buildings and accessories can be powder coated in any of these Elite colours



Photo courtesy of Double Dutch Design

# GREENHOUSE ACCESSORIES

Staging, shelves, automatic openers, heaters, rainwater kits are just some suggested accessories for your greenhouse. Please ask for details of the full range of products available



Standard rainwater kit



Auto louvre



Diamond Shelf



Elite auto vent



Crestings and Finials



210 Litre Slimline 100L  
Water Barrels



Roof Vent



Bayiss MK7 auto vent



26" wide diamond staging



Heavy duty wooden staging



Super Warm 10



Cantilever brace



Cold Frame





53a Lenagh Rd, Drumlea,  
Omagh, Co. Tyrone.  
BT79 7RG  
Telephone/Fax: (028) 816 48205  
[www.morrispolytunnels.co.uk](http://www.morrispolytunnels.co.uk)

Hours of business 9am - 6pm  
Evenings and weekends by appointment  
Countrywide delivery service available

